



Installation Instructions

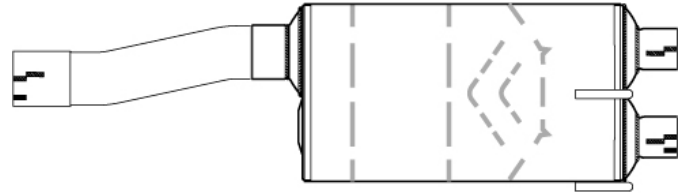
817568

2009-21* RAM 1500

5.7L HEMI ENGINE


*Classic body only

Fits vehicles with factory dual tailpipes.



Rev. 4/21/2021

1) Spray a penetrating lubricant onto the two rubber hangers at the rear of the muffler and also the nuts on the clamps at the back and inlet of the muffler. Then spray the slip-joints at the front and back of the muffler, this will greatly ease removal of the stock muffler.




2) Loosen the two clamps at the back of the muffler and carefully slide the tailpipes toward the rear to remove from the muffler. Allow the pipes to hang until installation of the Flowmaster muffler.



3) Support the muffler with a stand and loosen the clamp on the muffler inlet pipe, then remove the two hangers at the rear of the muffler from the rubber mounts on the vehicle. Slide the muffler to the rear and disconnect from the inlet pipe. Lower and set the muffler aside.



4) Place the provided 3" clamp onto the inlet of muffler **#8530582-258**, then slide onto the factory front pipe and connect the two hangers at the back of the muffler to the rubber mounts on the vehicle. Be sure to line up the notch on the muffler inlet with the tab on the pipe.



5) Place the provided 2 1/4" clamps onto the muffler outlets and re-install the tailpipes into the muffler outlets. Be sure to line up the tabs on the tailpipes with the notches on the muffler outlets. Tighten the clamp securely.

6) Adjust the position of all pipes and mufflers to provide a satisfactory fit. This is a tight fitting system, so take your time and be patient, tightening and adjusting a little bit at a time. Be sure to maintain an adequate clearance around all parts of the system to avoid rattles or damage to heat sensitive components. Once you're happy with the fit, tighten all connections down securely. For a cleaner appearance and more secure installation, we highly recommend welding all slip-fit connections.

PACKING LIST

<u>Qty</u>	<u>Description</u>	<u>Part#</u>
1	Muffler Assembly	8530582-258
1	Parts Kit	PK621
2	2 1/4" Band Clamp	MC225BS
1	3" Band Clamp	MC300BS